
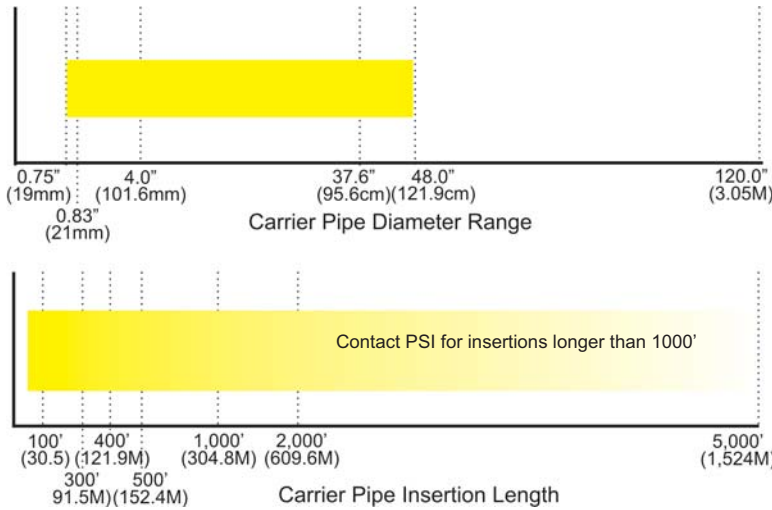


Model PE Non-metallic Casing Spacers

PSI Model PE Non-metallic Casing Spacers



Targeted Use - Energy

- For carrier pipe diameters (Nominal Steel & IPS) ranging from 3/4" (19.1mm) to 48" (121.92cm)
- For carrier pipe insertion lengths up to 1,000 feet.* (304.8M)
- Spacing Recommendation: Max 8' (243.8cm) between spacers, Max 2' (61.0cm) from casing pipe end.
- Recommended End Seals: Model C, S, W, R and FW.

*Model PE Casing Spacers are designed primarily for smaller diameter steel or polyethylene carrier pipes (ANSI O.D. pipe without a bell or mechanical joint). We do not recommend that they be used on any carrier pipe over 24" (61.0cm) in diameter or for installations over 400 feet (121.9M) long without consulting with PSI. PE Isolators should **not** be used on concrete carrier pipe.

Benefits/Features

- Ribbed inner surface prevents slippage & guards against coating damage.
- Molded from virgin polyethylene material.
- Lightweight for ease of handling and installation.
- Screwdriver is only tool needed for installation.
- Model available with non-metallic hardware.
- Eliminates the need for grout, blown sand or pea gravel.

High density (linear), injection molded virgin Polyethylene casing isolators/spacers provide positive electrical isolation, high abrasion resistance and low coefficient of friction for a wide variety of double containment carrier/casing pipe applications. They are extremely light in weight and easy to handle during installation. A ribbed inner surface prevents slippage and guards against carrier pipe coating damage while the outer surface may include any one of several molded runners to accommodate 2" (50.8mm) x 4" (101.6mm) or larger carrier/casing differentials. One piece solid molded segments provide for maximum load bearing. Hardware includes cadmium plated steel bolts and nuts. A screwdriver is the only tool needed for installation.



PSI Model PE Non-metallic Casing Spacers

Material Specifications

SPECIFICATION	ASTM TEST	VALUE
Band/Runner Segments		Injection Molding Virgin Polyethylene
Tensile Strength	D638, D651	3,100 - 5,500 psi 218 - 387 kg/cm ²
Compressive Strength	D693	3,200 psi (225kg/cm ²)
Water Absorption	D570	0.1%
Temperature		180°F. Max. (82°C.)
Impact Strength	D256	1.5-2.0 ft lb/in. (0.8-1.07 newton-meters/cm)
Dielectric Strength	D149	450 Volts/Mil.
Color		White
Liner - None		
Runners - Sizes and Configurations		
3/4" (19mm) through 12" (305mm) = 2-piece with molded-in runners		
14" (356mm) and larger = Multiple segments with molded-in runners.		
Hardware		
Metallic - Bolts and Square Nuts = Plated Steel		
Non-metallic - Bolts and Nuts = High Temp Plastic		

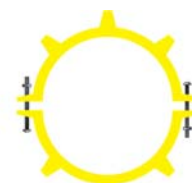
Model PE Band Width and Runner Height

Model Size	Band Width	Runner Height
3/4 X 2	3.0" (76.19mm)	5/16" (7.94mm)
1 X 3	3.0" (76.19mm)	1/2" (12.7mm)
1-1/4 X 3	3.0" (76.19mm)	1/2" (12.7mm)
1-1/2 X 3	3.0" (76.19mm)	1/2" (12.7mm)
2 x 4	4.0" (101.6mm)	5/8" (15.88mm)
2-1/2 X 5	4.0" (101.6mm)	5/8" (15.88mm)
3 x 6	4.0" (101.6mm)	5/8" (15.88mm)
4 X 6	4.0" (101.6mm)	9/16" (14.29mm)
4 X 8	4.0" (101.6mm)	1" (25.4mm)
6 x 8	4.0" (101.6mm)	9/16" (14.29mm)
6 X 10	4.0" (101.6mm)	1" (25.4mm)
6 X 10(S)	4.0" (101.6mm)	9/16" (14.29mm)
8 x 10	4.0" (101.6mm)	9/16" (14.29mm)
8 x 12	5.0" (127.0mm)	1" (25.4mm)
8 X 12(S)	5.0" (127.0mm)	7/8" (22.23mm)
10 X 14	5.0" (127.0mm)	7/8" (22.23mm)
10 X 16(S)	5.0" (127.0mm)	7/8" (22.23mm)
12 X 16	5.0" (127.0mm)	7/8" (22.23mm)
All Multiple Segments* (4" Differential)	6.25" (158.75mm)	1" (25.4mm)
All Multiple Segments* (6" Differential)	6.25" (158.75mm)	1-1/2" (38.1mm)

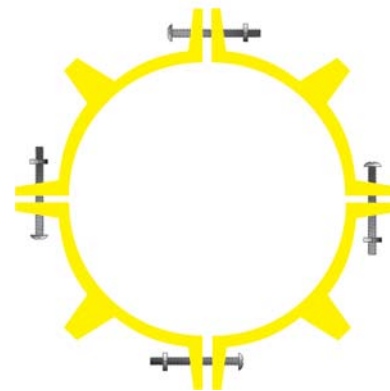
(S) = Somatic Coated Pipe

Note: Model PE Sized for Nominal Steel and IPS Pipe.

* = Download Model Size information from www.pipeline-seal.com




2-Piece
For 3/4" to 12" (1.9 to 30.48cm).



Multi-Segment
For 14" (35.56cm) and above.

Position In Casing



Model PE Standard
S = Standard



Circa. 1979, Model PE installed on steel pipe. Experience and today's application would target a steel casing spacer, or more PE's spaced at 6 ft. (1.83M).